


service manual


LDH 2120 - LDH 2121 LDH 2122 - LDH 2123 LDH 2124

Black and white monitors



4822 733 23806

june '82



PHILIPS

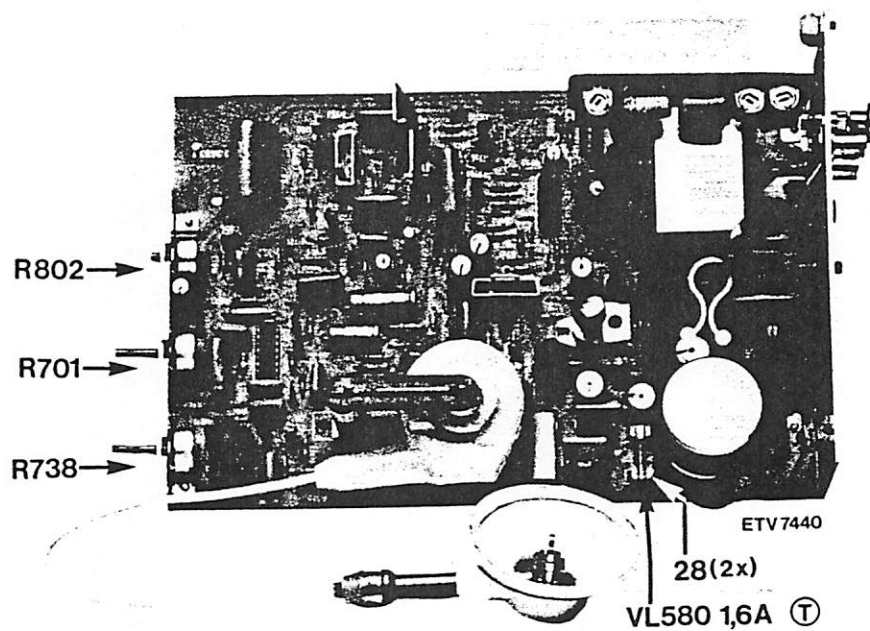


Fig. 10


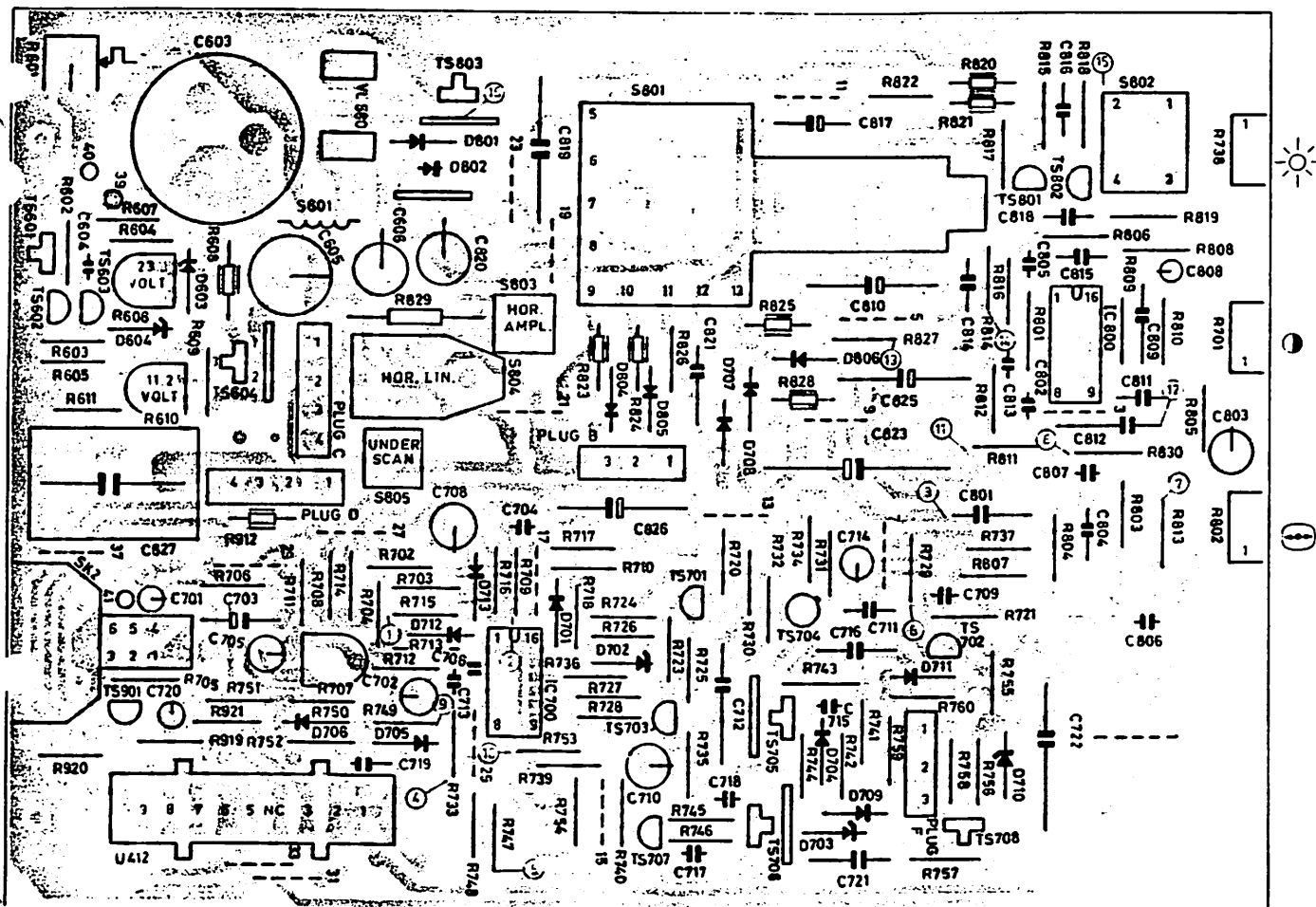


Fig. 11

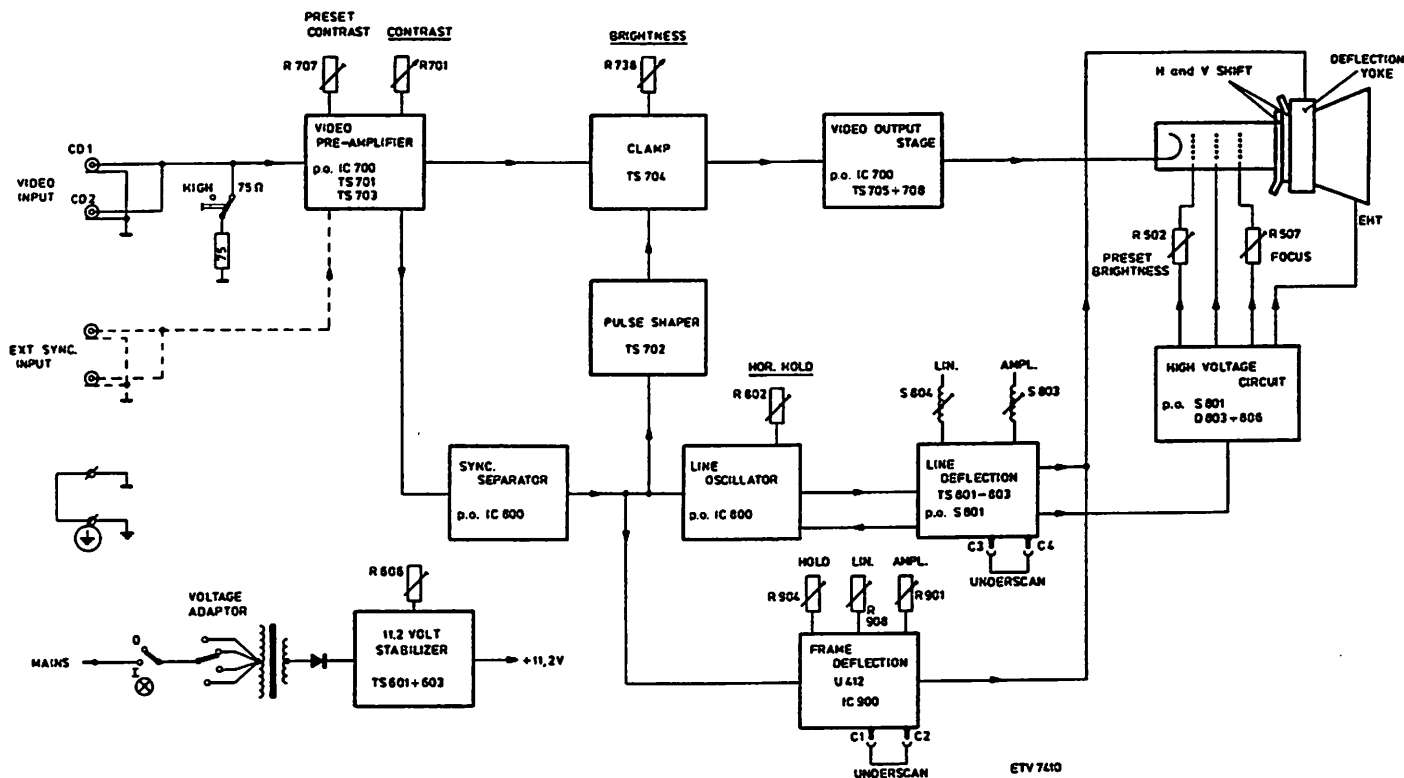
Item Pos. Rep.	Description	Code number Kodenummer No. de code	Used in monitor type nr. (all types, if not specified)	Beschreibung Désignation
R610	Variable resistor 150 Ω	5322 101 14291	LDH 2124	Potentiometer - Potentiomètre Metallfilmwiderstand - Résistance film métallique
R701	Potentiometer 2,2 k Ω	4822 101 20431		
R705	Mtl. fil resistor 75 Ω	5322 116 54459		
R707	Variable resistor 1 k Ω	5322 100 10112		Sicherheitswiderstand -
R738	Potentiometer 1k Ω	4822 101 20471		
R802	Potentiometer 10 k Ω	5322 101 24156	LDH 2120, 2123	
	Potentiometer 10 k Ω	4822 101 20441	LDH 2121, 2122	
R805	Mtl. film resistor 8,25 k Ω	5322 116 54558		
R802	Safety resistor 1 Ω	4822 111 30483		
R821	Safety resistor 1 Ω	4822 111 30483		
R823	Safety resistor 1 k Ω	4822 111 30561		
R824	Safety resistor 5,6 Ω	4822 111 30502		
R825	Safety resistor 5,6 Ω	4822 111 30502		
R828	Safety resistor 1 Ω	4822 111 30483		
S601	Filter coil	4822 158 10101		Filterspule - Self
S801	Line + EHT transformer	5322 140 14037	LDH 2120	Horizontal- + Hochspannungstransformator - Transformateur HT
	Line + EHT transformer	5322 140 14032	LDH 2121	
	Line + EHT transformer	5322 140 14031	LDH 2122	
	Line + EHT transformer	5322 140 14038	LDH 2123	
	Line + EHT transformer	5322 140 14035	LDH 2124	
S802	Driver Line transformer	5322 142 44029	LDH 2120 ÷ 2123	Horizontal-Treibertransformator - Transformateur de commande
	Driver Line transformer	5322 142 44037	LDH 2124	
S803	Hor. amplitude coil	5322 156 14098	LDH 2120 ÷ 2123	Bobine, ampl. hor.
	Hor. amplitude coil	5322 156 14112	LDH 2124	
S804	Linearity coil	5322 150 54007	LDH 2120 ÷ 2123	Linearitätsspule - Ensemble de bobine de linéarité
	Linearity coil	5322 156 24278	LDH 2124	
S805	Under scan coil	5322 156 14097	LDH 2120 ÷ 2123	Spule für eingeschriebenes Bild - Bobine, sous-ballayage
	Under scan coil	5322 156 14112	LDH 2124	
TS601	Transistor BD433	5322 130 24061	LDH 2120 ÷ 2123	
	Transistor BD201	5322 130 44325	LDH 2124	
TS602	Transistor BC557	4822 130 44256		
TS603	Transistor BC548	4822 130 40938		
TS604	Stabilizer μ A 78 M08-UC	5322 209 86283	LDH 2124	
TS701	Transistor BC548	4822 130 40938		
TS702	Transistor BC548	4822 130 40938		
TS703	Transistor BC548	4822 130 40938		
TS704	Transistor BSV80	5322 130 34044		
TS705	Transistor BF458	5322 130 44413		
TS706	Transistor BF458	5322 130 44413		
TS707	Transistor BC557	4822 130 44256		
TS708	Transistor BF458	5322 130 44413		



ETV 7694

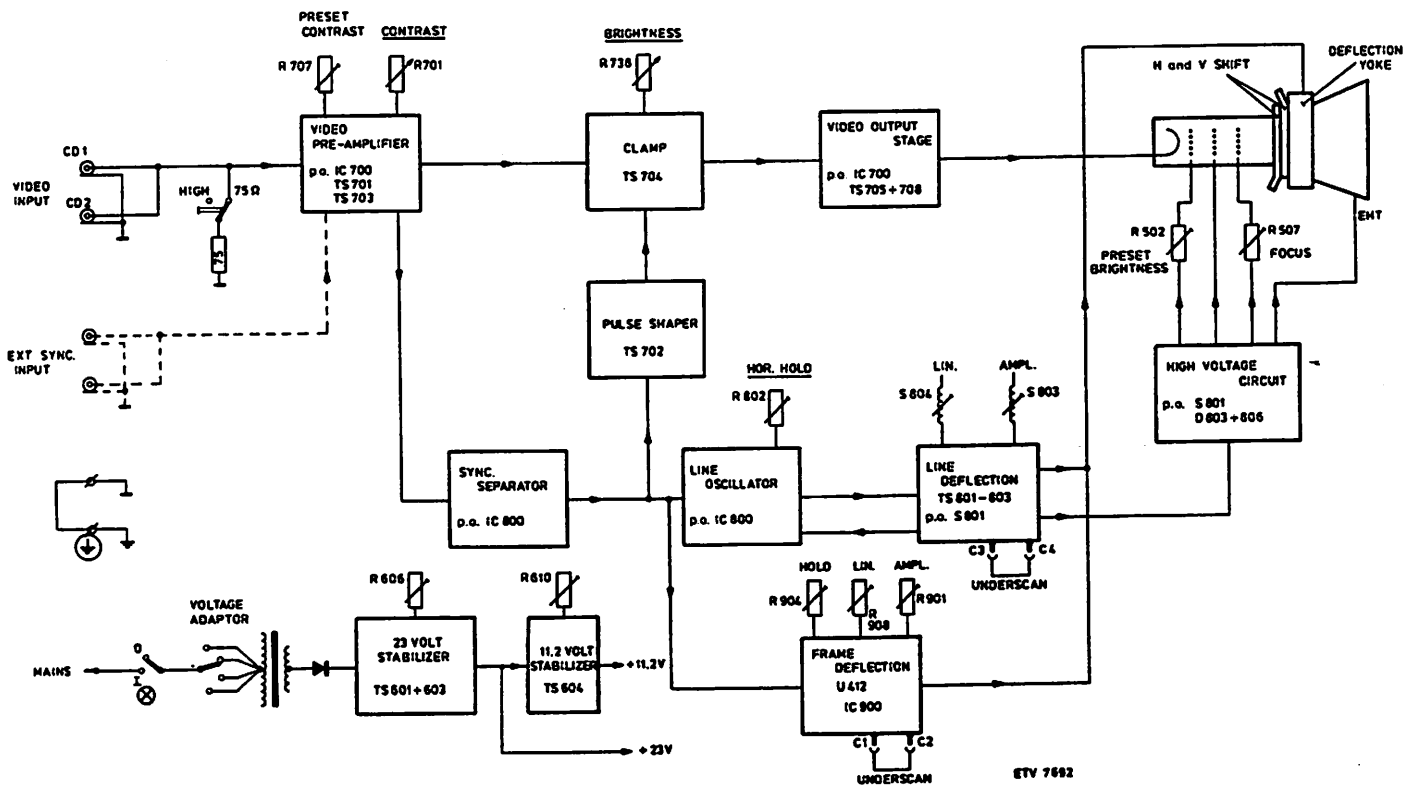
Monitor 24" LDH 2124

Fig. 23



LDH 2120 - 2123

Fig. 18



LDH 2124

ETV 7761

LOH 2120 ÷ LOH 2122

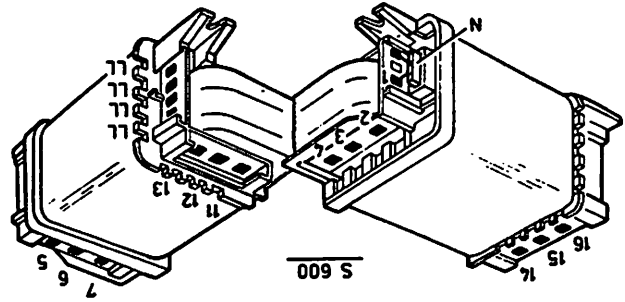


Fig. 15

LDH 2124

ETV 7697

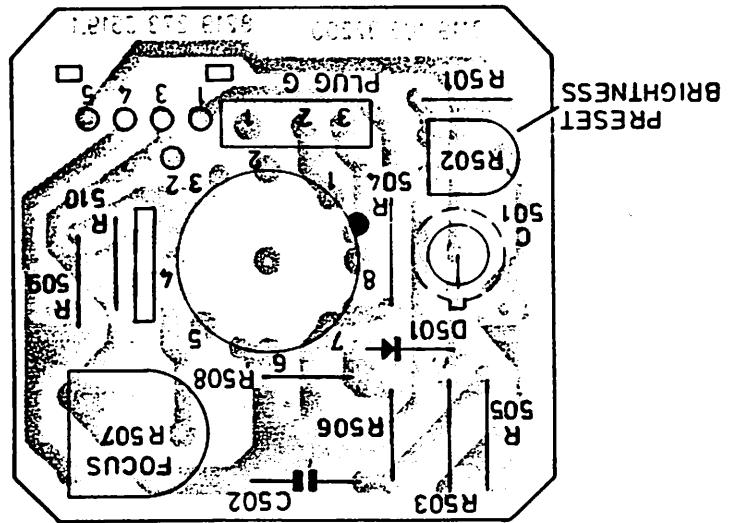
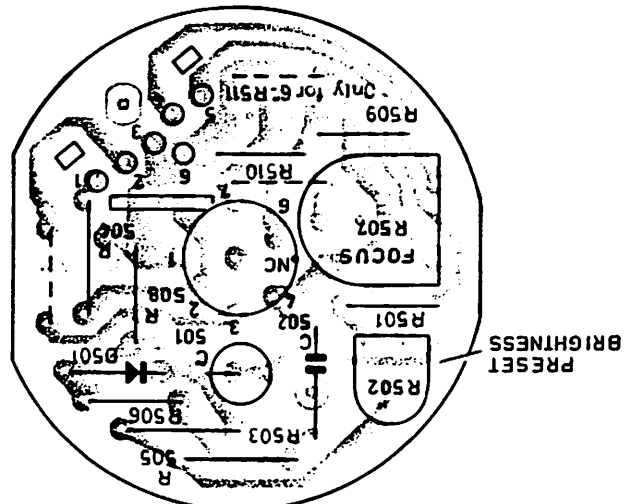


Fig. 13

LDH 2120/2123

ETV 7696



S600 LDH 2123

ETV 7742

LOH 2123

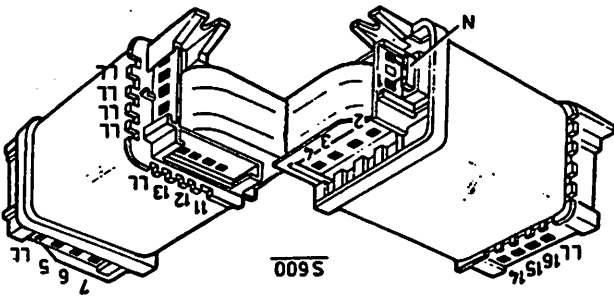
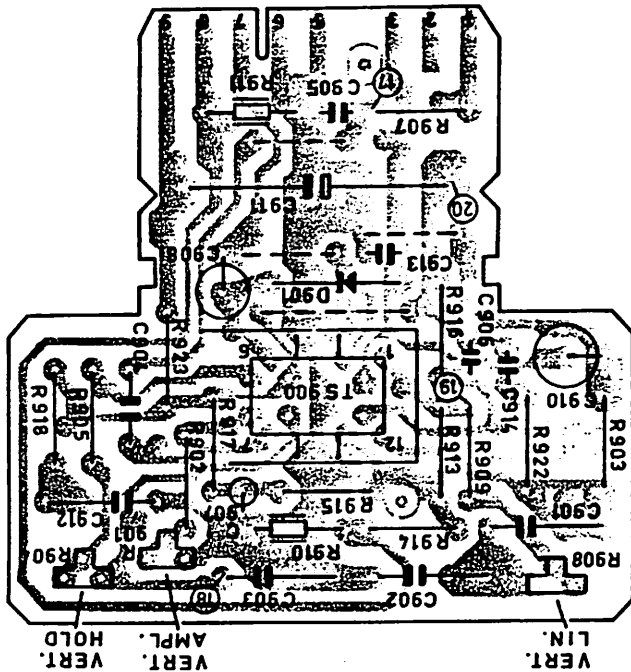


Fig. 14

ETV 7450



Item Pos. Rep.	Description	Code number Kodenummer No. de code	Used in monitor type nr. (all types, if not specified)	Beschreibung Désignation
S801	Transistor BC548	4822 130 40938		
TS802	Transistor BC635	5322 130 44349		
TS803	Transistor BU407	4822 130 41085	LDH 2120 ÷ 2123	
	Transistor BU406	5322 130 44581	LDH 2124	
D601	Diode MR501	5322 130 34663		
D602	Diode MR501	5322 130 34663		
D604	Zener diode BZX79/C5V1	4822 130 34233		
D701	Diode BAW62	4822 130 30613		
D702	Zener diode BZX79/C10	5322 130 34297		
D703	Zener diode BZX79/C4V7	5322 130 34174		
D704	Diode BAW62	4822 130 30613		
D705	Diode BAW62	4822 130 30613		
D706	Diode BAW62	4822 130 30613		
D707	Diode BAW62	4822 130 30613		
D708	Diode BAW62	4822 130 30613		
D709	Diode BAV21	4822 130 30842		
D710	Zener diode BZX79/C5V1	4822 130 34233		
D711	Diode BAV21	4822 130 30842		
D712	Diode BAW62	4822 130 30613		
D713	Diode BAW62	4822 130 30613		
D801	Diode BY406	4822 130 31204	LDH 2120 ÷ 2123	
	Diode BY407	4822 130 31247	LDH 2124	
D802	Diode BYX71/350	4822 130 30865	LDH 2120 ÷ 2123	
	Diode BYX71/600	4822 130 34522	LDH 2124	
D804	Diode BY407	4822 130 31247		
D805	Diode BY406	4822 130 31204		
D806	Diode BAV10	4822 130 30594		
IC700	Integr. circuit TCA240	4822 209 80629		
IC800	Integr. circuit TBA920	5322 209 84441		

FRAME P.C. BOARD - VERTIKALABLENKUNGS-LEITERPLATTE -

U412	Frame P.C. Board assy.	3119 108 55130	LDH 2120	Vertikalablenkungs-Leiterplatte-Zus. - Bloc de déviation trame
	Frame P.C. Board assy.	3119 108 55000	LDH 2121	
	Frame P.C. Board assy.	3119 108 54960	LDH 2122	
	Frame P.C. Board assy.	3119 108 55060	LDH 2123	
	Frame P.C. Board assy.	3119 108 55180	LDH 2124	
C901	Poles.cap. 100 nF 100 V	4822 121 40334		
C902	Poles.cap. 120 nF 100 V	5322 121 44202	LDH 2120, 2122, 2124	
	Poles.cap. 150 nF 100 V	4822 121 40491	LDH 2123	
C903	Poles.cap. 150 nF 100 V	4822 121 40491		
C904	Poles.cap. 10 nF 250 V	4822 121 40483		

Item Pos. Rep.	Description	Code number Kodenummer No. de code	Used in monitor type nr. (all types, if not specified)	Beschreibung Désignation
C905	Cer. cap. 4,7 nF 100 V	4822 122 30128	LDH 2120 ÷ 2123	
	Cer. cap. 10 nF	5322 122 34072	LDH 2124	
C906	Cer. cap. 120 pF 100 V	4822 122 30093		
C907	El. cap. 4,7 µF 16 V	4822 124 20686		
C908	El. cap. 100 µF 25 V	4822 124 20702		
C910	El. cap. 220 µF 16 V	4822 124 20693	LDH 2120 ÷ 2123	
	El. cap. 100 µF 25 V	4822 124 20702	LDH 2124	
C911	El. cap. 2200 µF 10 V	4822 124 20771	LDH 2120 ÷ 2123	
	El. cap. 1500 µF 16 V	4822 124 20778	LDH 2124	
C912	Poles. cap. 100 nF 100 V	4822 121 40334		
C913	Cer. cap. 100 pF 100 V	4822 122 31081		
C914	Cer. cap. 470 pF 100 V	4822 122 31177		
R901	Variable resistor 220 kΩ	5322 101 14109	LDH 2120 ÷ 2123	
	Variable resistor 100 kΩ	5322 100 10116	LDH 2124	
R904	Variable resistor 150 kΩ	5322 101 14279		
R908	Variable resistor 47 kΩ	5322 100 10121	LDH 2120 ÷ 2123	
	Variable resistor 22 kΩ	5322 100 10118	LDH 2124	
R910	Safety resistor 1 Ω	4822 111 30483		
R911	Safety resistor 1Ω	4822 111 30483		
R912	Safety resistor 2,7 Ω	4822 111 30494	LDH 2121 ÷ 2124	
	Safety resistor 2,2 Ω	4822 111 30437	LDH 2120	
D901	Diode MR501	5322 130 34663		
IC900	Integr. Circuit TDA 1170	5322 209 85428	Integrierte Schalter -	

TUBE P.C. BOARD - ROEHRENFASSUNGS-LEITERPLATTE -

	Tube p.c. board assy.	3119 108 88611	LDH 2120 ÷ 2123	Röhrenfassungs-Leiterplatte - Zus.
		3119 108 99651	LDH 2124	
	Valve socket	4822 255 70163	LDH 2120 ÷ 2123	Röhrenfassung - Socle de tube image
		5322 255 74029		
	Nylon clamp	4822 401 10627		
C501	El. cap. 10 µF 160 V	5322 124 24242		
C502	Poles. cap. 150 nF 100 V	4822 121 40491		
R502	Variable resistor 100 kΩ	5322 101 14071		
R503	Composite resistor 1.5 MΩ	4822 110 63192		
R505	Composite resistor 1.2 MΩ	4822 110 63189		
R507	Variable resistor 2.2 MΩ	4822 101 10047		
D501	Diode BAV21	4822 130 30842		
	Socket 3-way grey	4822 265 30121	LDH 2124	
	Plug 3-way grey	4822 266 30071	LDH 2124	

Table of resistor values for the various monitors:

	LDH 2120	LDH 2121	LDH 2122	LDH 2123
R505	820 k	1M2	1M2	1M2
R509	22 k	47 k	47 k	47 k
R510	180 k	220 k	220 k	220 k
R703	1 k	1K8	1K8	1K8
R711	22 k	33 k	33 k	33 k
R734	5K6	3 k	3 k	3 k
R737	560	470	470	470
R902	330 k	470 k	330 k	330 k
R903	470 k	470 k	330 k	390 k
R909	47 k	39 k	39 k	27 k
R913	820 k	470 k	470 k	470 k
R915	68 k	180 k	56 k	56 k

Table 1